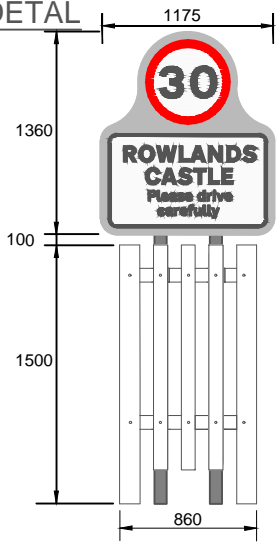


VILLAGE GATEWAY
DETAL

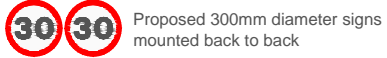


SIGNING KEY:

Existing 30mph signs to be replaced

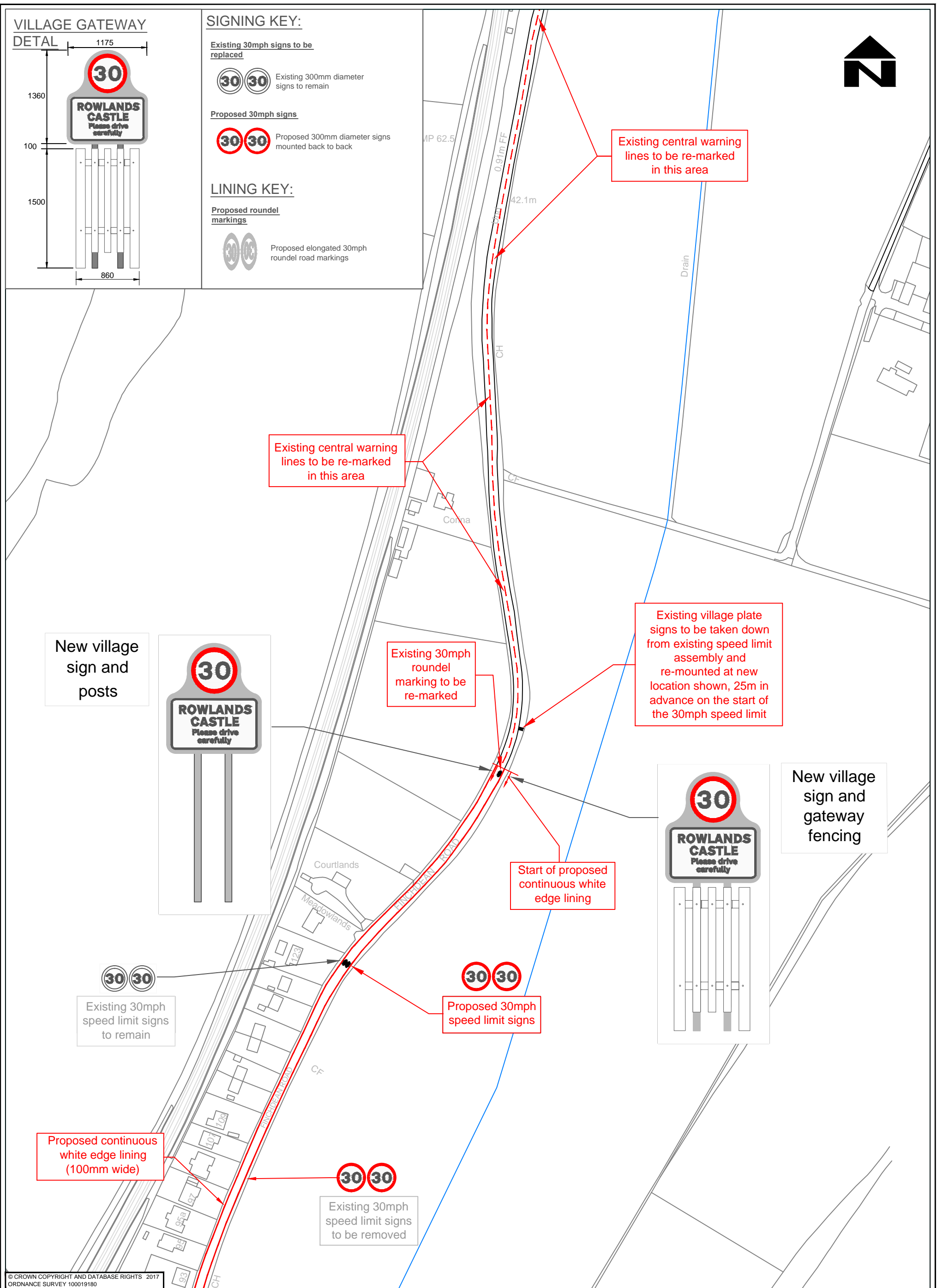
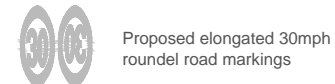


Proposed 30mph signs



LINING KEY:

Proposed roundel markings




New village sign and posts



Existing village plate signs to be taken down from existing speed limit assembly and re-mounted at new location shown, 25m in advance on the start of the 30mph speed limit

New village sign and gateway fencing



© CROWN COPYRIGHT AND DATABASE RIGHTS 2017
ORDNANCE SURVEY 100019180



DESIGNER AM	SCHEME FINCHDEAN ROAD ROWLANDS CASTLE	DRAWING TITLE CFI PROPOSALS PLAN FINCHDEAN ROAD	
CAD AM			
CHECKED IJ	JOB No.	SCALE @ A1 1:1000	DATE 14/03/18
APPROVED IJ		SHEET NUMBER 2 OF 3	DRAWING NUMBER TM/AM/RC/FINCH/001

REV	AMENDMENTS	DATE	CAD	CHKD	APPD

HCC CAD FILE: K:\Traffic Management Group\Lindsay-CADD\Drgs-Akstar\Rowlands Castle.dwg